



CATALOG

2025-2026

Kinderlift
of Colorado™

Get a grip...on your kids



Kinderlift....the #1 safety ski school vest in the world. Keep the kids safe when they're learning to ski and ride.

WELCOME TO THE 2025 – 2026 CATALOG!

For over 25 years, Kinderlift has made the best performance kid's safety ski school vest in the world. We are constantly researching new designs and products to bring you the latest in technology, comfort and safety...to help you keep the little ones safe while they're on your slopes.

We started with the original Kinderlift vest and today we make over thirty different products for the ski and outdoor rec. industries. All our products are proudly made in Denver, Colorado, USA.

To all of you: ski resorts, instructors, parents and most importantly the kids, we say thank you. Without your support we wouldn't be the company we are today. We have a passion for keeping kids safe when they're learning to ski or ride.

Randy

Randy Burklund
Owner & Head Mogul

Note: as you look through the catalog and don't see what you're looking for, give me a call or drop me an email—we can probably make it for you.

TABLE OF CONTENTS

04 Ski School Vests

- Dye Sub Vest
- Vest Options
- Solid/Pattern Vest
- Vest Measurements
- Dye Sub Process

17 Ski School Bibs

- Dye Sub Bib
- Single Layer Vest
- Adult Adaptive Bib

22 Stretch Arm Bands

24 EPI Pen Pockets

25 Stretch Race Bibs

26 Adult Volunteer Vests

29 Adult Adaptive Vests

30 Learning Mats

35 Fences/Banners

37 Outdoor Flags

38 Face Gaiters/Headbands

38 Helmet Covers

40 Goggle Masks

41 Ski-T's

44 Print Solutions

NEW

45 People Clones

47 Event Banners

48 Beach/Hot Tub Towels

49 Sport/Golf Towels

51 Koozi Wraps

52 Music Masks

53 Pennants

DO SOMETHING GEAR

54 Ukraine T-Shirts

56 Yard Signs

SAFETY SKI SCHOOL VESTS



Kinderlift makes two types of kids' ski school vests: (1) the dye sublimated vest and (2) the solid color vest. The vests are the same: same design, types of fabric, price and options; the only difference is we can dye sublimates any design on the custom vest vs. we can only embroider a logo on the front of the solid color fabrics.

Since the introduction of the dye sub vests in 2012, most customers choose this option. There is more flexibility when it comes to designing the vests, the ski school directors, instructors or marketing departments at the ski resort can create some cool and fun designs.

All vests offer:

- Nylon or polyester fabrics
 - Black nylon lining
 - Kinderlift's signature back strap = customizable color
 - Sizes: XXS, XS, S, M, L, XL, XXL
 - Machine wash and dry (wash in cold or warm water; dry on low heat)
- Clear vinyl front pocket (sized to fit your name / progress card)
 - Pocket for Flaik transmitter
 - Pocket for lift pass
 - Adjustable front belt or side cinches to snug up the vest

Note: For solid color vests, your logo is embroidered on the front and included in the base price.

SAFETY SKI SCHOOL VESTS

Dye Sub Vest

The dye sub ski school vest can have any unique design created by our design team, the ski school or the marketing department at the ski resort.

- Dye sublimates both the front and back of vest
- Kinderlift's signature back strap = customizable color
- Sizes: XXS, XS, S, M, L, XL, XXL



Front



Back



Front




Back




Front



Back



Front



Back



Front



Back



Front



Back



Front



Back



Front



Back

SAFETY SKI SCHOOL VESTS

Dye Sub Vest

The dye sub ski school vest can have any unique design created by our design team, the ski school or the marketing department at the ski resort.

- Dye sublimates both the front and back of vest
- Kinderlift's signature back strap = customizable color
- Sizes: XXS, XS, S, M, L, XL, XXL



Front



Back



Front



Back



Front



Back



Front



Back



Front



Back



Front



Back



Front



Back



Front



Back

SAFETY SKI SCHOOL VESTS

Dye Sub Vest



SAFETY SKI SCHOOL VESTS

Vest Options

Backstrap options: Custom design



SAFETY SKI SCHOOL VESTS

Vest Options

Backstrap options: Covers

Changing the color of the backstrap is as simple as putting a cover over the existing strap on your Kinderlift vest.

- Many ski schools use the backstrap colors to group kids in ski school classes. The different colors can indicate different ability levels and/or a different instructor.
- Simply wraps around and Velcro over the existing backstrap
- Easy to put on and take off
- Any color or design is possible



SAFETY

SKI SCHOOL VESTS

Vest Options

Front clear pocket



Front clear pocket



Front belt



Side cinch



SAFETY SKI SCHOOL VESTS

Solid/Pattern Vest

The solid or pattern ski school vest can have preset colors or patterns that work with any logo. Your logo can be embroidered on the front.

- Preset solid color or pattern on front and back of vest
- Kinderlift's signature back strap; customizable color
- Sizes: XXS, XS, S, M, L, XL, XXL



Black/Lime Green
backstrap



Royal Blue/Red
backstrap



Lime Green/Purple
backstrap



Khaki/Lime Green
backstrap



Red/Royal Blue
backstrap



Silver/Red
backstrap



Yellow/Royal Blue
backstrap



Orange/Royal Blue
backstrap



Tie Dye/Lime Green
backstrap



Pink Camo/Pink
backstrap



Forest Green/Black
backstrap



Powder Blue/Black
backstrap



Hot Pink/Royal Blue
backstrap



Purple/Lime Green
backstrap



Hawaiian/Hot Pink
backstrap



Black Camo/Lime Green
backstrap

NEW
COLORS

SAFETY SKI SCHOOL VESTS

Vest Measurements

	Chest (measured from the bottom of arm hole)		Length (measured on the back, from top to bottom of vest)	
	Inches	CM	Inches	CM
XXS Ages 2 – 3	27"	68.6 CM	14 "	35.6 CM
XS Ages 4 - 5	30"	76.2 CM	14 ½ "	36.8 CM
S Ages 5 - 6	33 ½ "	85.1 CM	14 ¾ "	37.5 CM
M Ages 7 - 8	37 ¾ "	95.9 CM	16 ½ "	41.9 CM
L Ages 8 - 9	41 ½ "	105.4 CM	17 "	43.2 CM
XL Ages 9 – 10	45 ½ "	115.6 CM	17 ½ "	44.4 CM

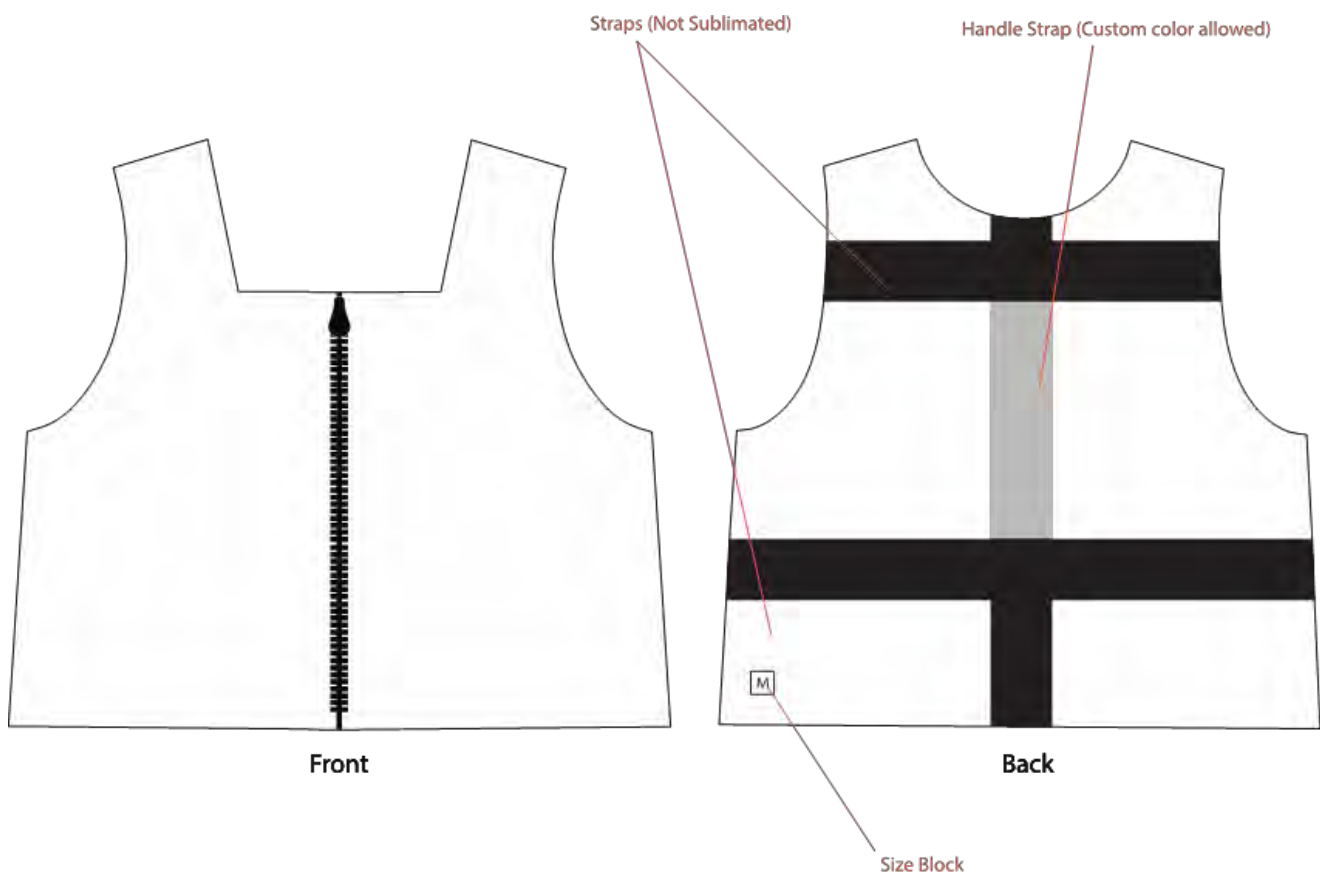
Note: The best way to determine size is to measure around the chest, with all of your child's ski clothes on. The Kinderlift vest is designed and sized to fit over a child's ski jacket or ski suit (some are fluffy while others may be baggy).



SAFETY

SKI SCHOOL VESTS

The Dye Sublimation Design process allows freedom to create a vest from an idea, sketch, photo, clipart, hand-drawn concept...we can probably make it.



Step 1: We send you a blank template to use, play around with and design your ideas. The design template includes the fabric pieces required on a vest (i.e., backstrap, sizing).

SAFETY SKI SCHOOL VESTS


The Dye Sublimation Design process allows freedom to create a vest from an idea, sketch, photo, clipart, hand-drawn concept...we can probably make it.

Step 2: The next step is thinking up concepts whether its from an idea, a rough sketch, photo, clipart, hand-drawn on a napkin...whatever the vision, we can probably design it.

Example: Saddleback Mountain, a ski resort in Maine, sent a clipart image along with their brand colors. They wanted the ski vest to look like a fishing vest.




below, incorporating our brand colors.



Dark Brown

#3D3628



Light Brown

#6E644D



Base Brown

#DBD8D2



Dark Green

#286143



Light Green

#A9C0B4

SAFETY

SKI SCHOOL VESTS

Step 3: There are design options created from the concept, taking into consideration any pockets, name tags, backstrap, etc. that need to be considered in the layout and design.



Example: Saddleback final concepts to include a clear pocket for a name tag insert.

Step 4: Once the design is approved, sizing and quantity is the last step before printing, pressing and sewing.



Example: Saddleback final vests.

SAFETY

SKI SCHOOL VESTS

Step 4: **Print.** The design is printed on transfer paper.




Step 4: **Press.** The design is pressed into white pieces of fabric using a 407-degree heat press.



Step 4: **Sew.** The pieces are sent out for sewing; all produced in Denver.

SAFETY SKI SCHOOL BIBS

Dye Sub Bib



Kinderlift makes the old reliable bib that's been used by resorts for years...rectangular fabric with hole in the middle to fit over your head...and ties on the sides. But we **jazz** them up as we dye sublimates the design in the fabric. If you can think of a design for the front and back, we can make it for you.

Adult bibs designed for the ski instructor – so the kids can easily find and see their instructor.

Size: 42" long x 16" wide

Kid bibs – so you can easily see the kids in your ski school classes

Sizes: S 29" long x 11" wide
M 32" long x 12" wide
L 35" long x 13" wide

All bibs offer:

- Polyester fabric with dye sublimated designs and colors
- Black trim
- Machine wash and dry (wash in cold or warm water; dry on low heat)

Options:

- Clear vinyl front pocket (sized to fit your name / progress card)
- Bibs either have elastic and Velcro on the sides to keep them closed or we can also use stretchy straps
- We can also cut one shoulder and use Velcro to close, so you don't need to take off helmet to put the bib on.

SAFETY

SKI SCHOOL BIBS

Dye Sub Bib

BACK



FRONT

BACK



FRONT

SAFETY SKI SCHOOL BIBS

Examples: Adult bib and Kids bib

Adult bib



Kids bib



SAFETY

SKI SCHOOL SINGLE LAYER VESTS

Single Layer
Vest

The Single Layer vest has no backstrap or other safety features on the vest. It can be dye sublimated with any logo or design of your choice.



SAFETY

Adult Adaptive
Bib

SKI SCHOOL ADULT ADAPTIVE BIBS

Kinderlift designs Adaptive Bibs for a skier, guide or instructor. The adjustable mesh bib is made from polyester fabric which allows air to flow through the bib, so it doesn't billow out like a big balloon.

We dye sub these any color, design, lettering, logos. Examples: Guide, Blind Skier, Instructor, Hearing Impaired

All Adaptive Mesh Bibs:

- Polyester fabric with dye sublimated designs and colors
- Velcro adjustment on shoulders and waist
- Long version: hits at the waist
- Short version: hits about 6" higher allowing easy access to ski jacket pockets, won't interfere if wearing a belt to tether a skier in front
- Machine wash and dry (wash in cold or warm water; dry on low heat)



SAFETY

SKI SCHOOL STRETCH ARM BANDS

Stretch Arm
Band

The 4-way Stretch Spandex Arm Band starts with a white fabric that can be dye sublimated with any logo, design, colors...if you think it, we can print and sew it out.

The Arm Band is available in 3 sizes for kids and adults:

Sizes:	S	5" tall x 10" around
	M	5" tall x 13" around
	L	5" tall x 15" around



SAFETY

SKI SCHOOL LEG/ARM BANDS

The Kinderlift Leg Band works like a blood pressure cuff, without being too tight. Since the band is dye sublimated on white fabric, any custom logo, design, colors or lettering is possible. The fabric is made from 600 D Polyester fabric, the same as the vests.

The Leg Band come in three different sizes:

Sizes:	S	5" tall x 20" long
	M	5" tall x 22" long
	L	5" tall x 23.5" long

All bands offer:

- Polyester fabric with dye sublimated designs and colors
- Machine wash and dry (wash in cold or warm water; dry on low heat)
- Adjustable black Velcro keeps leg band closed and tight
- Loop added to easily pull the band off the leg

Options:

- Clear vinyl front pocket (sized to fit your name / progress card) at the end of the band

NOTE: Ski resorts are using these as a leg band (fits right above the ski boot), and as an arm band



SAFETY

Epi Pen Pocket

SKI SCHOOL EPI PEN POCKETS

Kinderlift's EPI Pen Pockets designed for when a person kid needs to carry emergency medicine with them on the ski slopes.

The Pockets offer:

- Dye sub fabric with your logo, design and colors
 - Made of the same 600 D poly as the vests
 - Lanyard is adjustable and is break away; Velcro easily releases
 - Back pocket can hold a card and/or written instructions
- Available in Two Sizes:
 - Regular size = Holds 1 EPI Pen, Inhaler or other necessary emergency medicine; specs: 5" wide x 8" long
 - Large size = Can hold more emergency items; specs: 6" wide x 10" long



SAFETY

SKI SCHOOL STRETCH RACE BIBS

Stretch Race
Bib

Stretch Bibs are made of 4-way stretch poly/spandex. One size fits all, kids to adults. It can be custom dye sublimated allowing freedom to design anything on the bib.

Do you have a race event? Kinderlift can make some cool, stretch bibs.



Front



Back

SAFETY

SKI SCHOOL

ADULT VOLUNTEER

VESTS

The Volunteer vest is custom dye sublimated with a logo, lettering, color or design. This vest was initially made for the NSCD in Winter Park who wanted something for the volunteers to wear that's more affordable than a ski jacket and pants.

- Large front flap pockets
- Clear name tag pocket on front
- Fanny pack type back pocket with zippers
- Side cinches
- Sizes: XS, S, M, L, XL, XXL



NSCD Volunteer vest

SAFETY

Adult Volunteer
Vest

SKI SCHOOL ADULT VOLUNTEER VESTS

EXAMPLE: Beaver Creek requested a custom Volunteer vest that included the following:

- Custom-designed Velcro patches with different call outs
- Each patch is 9" x 3"
- Velcro locations on the front and back of the vest in the same dimensions
- Side cinches ensures snug fit

GUIDE

BLIND

SKIER

VISUALLY

HEARING

BI - SKI

INSTRUCTOR

DEAF

SNOWBOARDER

IMPAIRED



SAFETY

Dog Volunteer
Vest

SKI SCHOOL DOG VOLUNTEER VESTS

The Volunteer vest is available for a dog. **EXAMPLE:** NSCD has a mascot named Cinnamon who also needed a vest.



Cinnamon, the mascot for NSCD, needed a custom vest for the Broncos game.



SAFETY

Adult Adaptive
Vest

SKI SCHOOL ADULT ADAPTIVE VESTS

- Custom dye sub or solid color fabric
- Kinderlift's signature back strap; customizable color...PLUS:
 - 2 adjustable front belts
 - Additional handle straps to grab when needed on the front, sides and back
- Sizes: XXS, XS, S, M, L, XL, XXL



Front



Back



SKI SCHOOL LEARNING MATS

Kinderlift offers Ski Learning Mats to help the little ones see where to position their skis before they get on the slopes.

Do instructors say things like “walk like a duck” or “make a pie” or “sidestep” up the hill? To help reinforce the instructors’ directions, kids can walk and slide on a mat and put their skis in the same positions as shown on the ski learning mat.

Ski Learning Mats come in several layouts; pick the one or ones that fit your vision.

Customize the mat

Color: select the color of the body and trim

Logos and Lettering: The ski resort or program logo


Size of Mats: 3 x 12, 3 x 15 feet or 4 x 20 feet

Mats made of mesh fabric, and we print design on the fabric – same fabric used for tennis backstops and construction building wraps.

Mesh enables some snow to push thru and snow and water to easily drain out when rolling up the mat at the end of the day.

Grommets on the edges to stake the mat to the snow, and we provide you with steel stakes.

Velcro on the edges to hold the mat on carpet when used indoors.



SAFETY

SKI SCHOOL LEARNING MATS

#1 Pizza Turn Stop
(Stop Lights)



#2 Pizza Turn Stop
(Stop Sign)



SKI SCHOOL LEARNING MATS

#3 Pizza Slow Down & Stop
(Stop Sign)



#4 Walk Like a Duck




SAFETY

Learning Mat

SKI SCHOOL LEARNING MATS

#5 Straight Line

#6 Side Stepping



SKI SCHOOL LEARNING MATS



#7 Parallel -
Wedge – Stop

With Feet
Option

#8 Custom: TBD →



SAFETY

SKI RESORT FENCES/BANNERS

Fence/
Banner

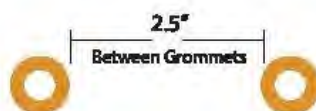
The Fence/Banner starts with white mesh, and we create about any design, color, logo or lettering on the fencing. It can be used as fencing or for signage.

- Mesh fabric enables wind to blow through the fence
 - Ink used on fence is UV rated and should last 3 to 5 years in outdoor use
 - Mesh is vinyl coated polyester
 - Fence had been used for years as tennis backstops, outdoor concerts stage / speaker covers and commercial building wraps
 - Single-sided printing = 30% blow through (this is the number of holes that allow wind to blow through the mesh fabric)
 - Back side is white
- The fence is made in sections that are easy to handle = 5, 10 or 50- or 150-foot sections
- 3' or 4' height is standard; any other dimensions possible as well
- 3/8" double grommets to attach fencing to your ski fence poles or an existing structure
- Edges reinforced with nylon webbing

Design 1
Double Grommets / Webbing



Design 2
Double Grommets / Webbing



 PMS 308

SAFETY SKI RESORT FENCES/BANNERS

Fence/
Banner

Pics of some of the cool designs we made....



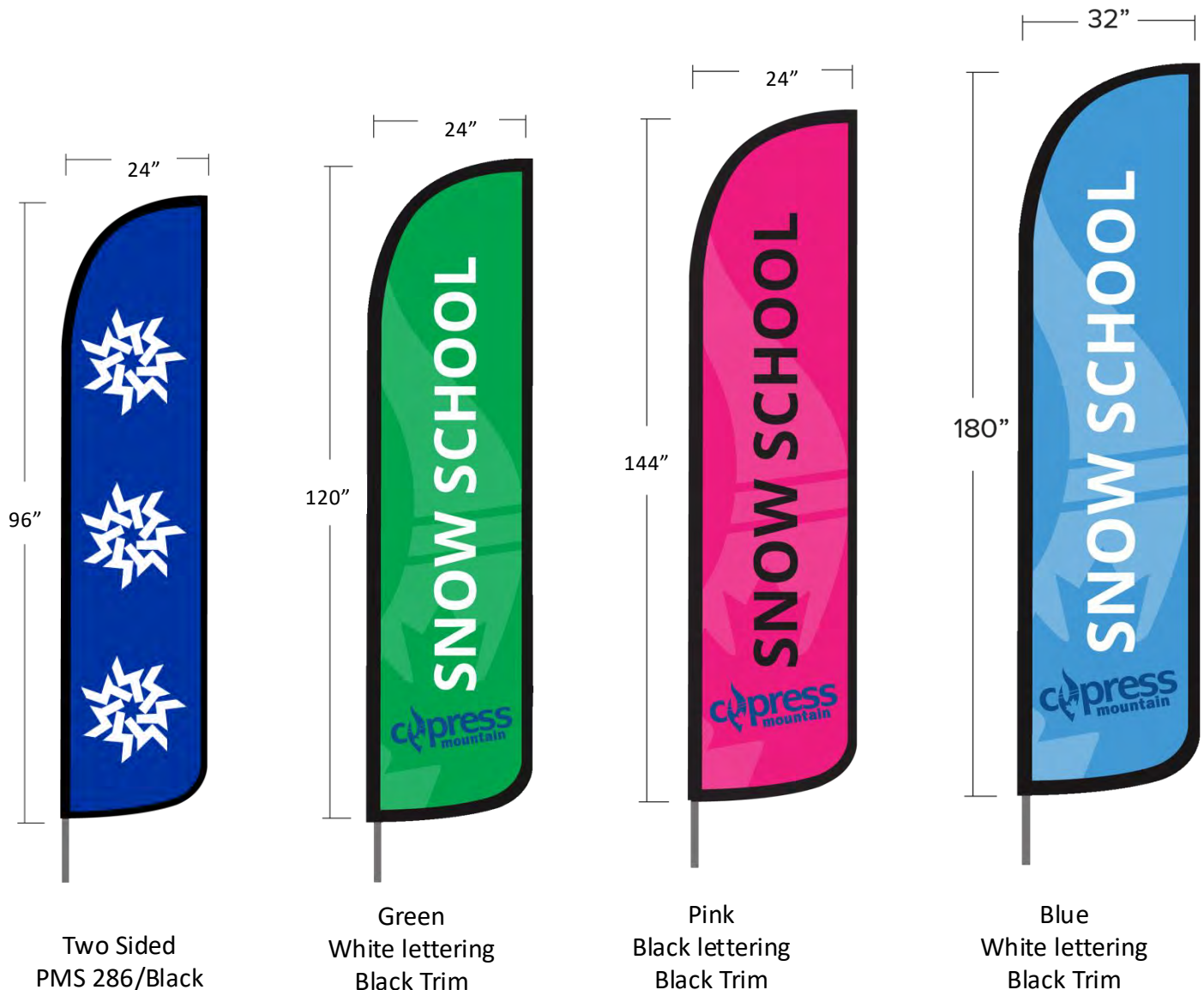
SKI RESORT OUTDOOR FLAGS

In addition to apparel designs, Kinderlift offers Feather/Tear Drop Flags to be displayed at the ski resort. There is single-sided or double-sided printing available. The double-sided option has a liner between layers to eliminate visibility of the reverse side of the flag. The trim color of the flag is available only in black.

There are two purchase options: flag only and flag plus an adjustable pole with spike.

Flags come in various sizes including: 8ft., 10ft., 12ft. and 15ft.

Please call for pricing and sizing options.



SAFETY

SKI RESORT FACE GAITERS/ HEADBANDS

Face Gaiter/
Headband

- Custom dye sub face gaiters or face masks and headbands; both are reversible – there are designs on both sides of the masks and headbands
- Face gaiters can have a stretchy strap at the top to keep the gaiter or face mask in place
- Available in adult and kid sizes



OPTION: If you need something more affordable – we can also get you the cheap China version. Many resorts get these to use as giveaways.

SAFETY

SKI RESORT HELMET COVERS

- Made from 4-way stretch spandex
- We start with white fabric and dye sub your design, logo, images on the fabric...and then we sew them up.
- Covers fit adult helmets and most kids' helmets



SAFETY

Goggle Mask

SKI RESORT GOGGLE MASKS

After a fun day on the slopes, after taking off the helmet and goggles but BEFORE you tossing them into the ski bag or car.

Mask Up your Goggles

Keep them safe from scratches and dirt

- Customizable - a name, logo or image
- Fit most goggle brands
- Made in Denver, Colorado

Mockup Designs



SAFETY

SKI RESORT SKI-T'S

Are you looking for a fun, cool, crazy shirt for the ski staff to wear in the shop or on the mountain?

Introducing the Ski-T from Kinderlift.

The majority of the Kinderlift kids' vests made for ski resorts around the world are custom designed, dye-sublimated vests. We have created some wild, fun, crazy designs for ski resorts. This past winter, we made some cool Hawaiian vests for Keystone and when they were delivered, the ski school director said: "These are great looking...I need one to wear."

We took their Kroozer Hawaiian shirt design, redesigned it into a V-neck T-Shirt, made one for the ski school director and called it a Ski-T. The initial thinking was to design the Ski-T's for ski school staff to wear at the resorts over the base layer fleece. The instructors would have a shirt to wear that matches the vests the little ones are wearing.

"When I saw the Ski-T and tried it on, I thought this looks cool and I'm going to make some for me to wear over my fleece when skiing and also I'll wear it in the Spring, Summer and Fall." The plan is to make Ski-T's for ski staff or anyone to wear, anytime of the year.

Wear it skiing, boarding, biking, golfing, working out, rafting, camping, playing soccer, mowing the yard, fishing, going to a baseball game, playing tennis, pickleball, sitting on the porch with a glass of wine or beer....it's something bright and fun to wear.

- Made of poly mesh fabric to breathe (same fabric used in sport jerseys)
- V-neck
- Unisex sizing: XS, S, M, L, XL, XXL. **Adult only**

Note: These are just initial designs to provide an idea of the capabilities. Design away!

Base Designs

A Hawaiian



A2 ½ Hawaiian



B Hawaiian - Keystone



C Plaid



SKI RESORT SKI-T'S

Base Designs cont.

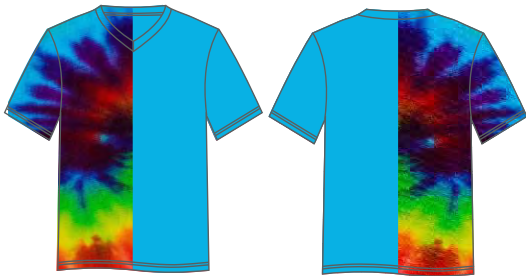
D Breck



E Geo



F ½ Tie Dye



F2 Tie Dye



G Graffiti



G2 ½ Graffiti



H Pink Flamingo



SKI RESORT SKI-T'S

Base Designs cont.

- Optional image overlays that can be added to the front or back

1 Male skier



2 Female skier



3 Male boarder



4 Cycling



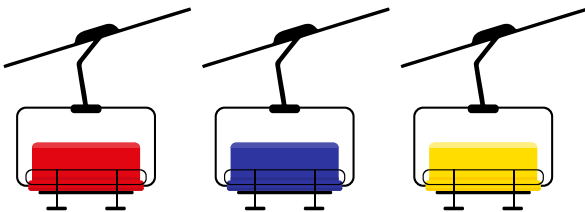
5 Mountain biker



6 Bike tread



7 Ski lift chairs



Ski-T Sizing

- | | |
|---|---|
| <ul style="list-style-type: none"> Chest Measurement
(measured under the arm pits) | <ul style="list-style-type: none"> Length at back - from neck to bottom of the shirt |
| <ul style="list-style-type: none"> XS 38" | <ul style="list-style-type: none"> 27" |
| <ul style="list-style-type: none"> S 42" | <ul style="list-style-type: none"> 28" |
| <ul style="list-style-type: none"> M 44" | <ul style="list-style-type: none"> 29.5" |
| <ul style="list-style-type: none"> L 47" | <ul style="list-style-type: none"> 32" |
| <ul style="list-style-type: none"> XL 49" | <ul style="list-style-type: none"> 31.5" |
| <ul style="list-style-type: none"> XXL 53" | <ul style="list-style-type: none"> 33" |

Note: If wearing the shirt as a base layer, consider ordering a size up.

SAFETY

SKI RESORT

PRINT SOLUTIONS

NEED PRINTED MATERIAL?

Kinderlift has been providing Denver-based printing services to several local ski schools in need of progress cards and ski instructor books for their classes. We have a designer with marketing experience to help with concept, design and preparing files for your printed material.

- Progress Reports: Pocket size, tri-fold to track ski school lessons
- Books: 2-part or 3-part carbonless forms with hard cover for ski school signup and parental approvals
- Hang tags

LEVEL 7: SILVER QUEEN LIFT, SINGLE BLACK TERRAIN

NAME: _____ AGE: _____

PARENT'S CELL #: _____

PERSON AUTHORIZED TO PICK UP: _____

MY CHILD CAN BE RELEASED ON THEIR OWN: ☐

ALLERGIES: ☐

PARENT'S HELMET ACKNOWLEDGMENT DECLINED: ☐

INSTRUCTOR: _____ DATE: _____

LEVEL 8: NORTH FACE LIFT, HIGH LIFT

☐ I can ski short turns on all black runs

☐ I can explore different tactics on the slopes and different conditions

☐ I can ski the gravity line with speed control on the slopes

☐ I can ski both top powder

☐ I can make dynamic turns anywhere anytime

LEVEL 1: PINE MAGIC CARPET

☐ I can take off and put on my own ski

☐ I can identify and demonstrate up hill

☐ I can straighten my skis

☐ I can get up on my own

☐ I can do a smooth wedge stop

☐ I can ski the Gravity Express

LEVEL 2: ALL MAGIC CARPETS

☐ I can control speed by edging

☐ I can turn to a stop in both directions

☐ I can control my speed by turning

☐ I know the rules for skiing in a group

☐ I can walk and glide on runs

☐ I am ready for the Peachtree lift

LEVEL 3: PEACHTREE, HOUSTON, PANTER BOY

☐ I can link wedge turns

☐ I can control my speed through turns close

☐ I can traverse with side parallel

☐ I can manage speed and turn shape through edging

☐ I can ski all the E2 green runs on the mountain

☐ I can ride the chairlift safely

LEVEL 4: RED LADY EXPRESS

☐ I can match my line at the gravity line

☐ I can ski all the green runs with confidence

☐ I can ski with a functional athletic stance

☐ I can make multiple turns always with leading

☐ I can do rocky slopes in both directions

☐ I can ski stop in both directions

LEVEL 5: PROSPECT LIFT, TEOCALI LIFT

☐ I can carry & begin to use my poles correctly

☐ I can match my skis at the start of the turn

☐ I can ski proper/level Z-bumps

☐ I can make multiple turn shapes

☐ I can make my edges at the same time (make faster parallel turns)

LEVEL 6: BLUE TERRAIN, SILVER QUEEN LIFT TO PARADISE LIFT, EAST RIVER LIFT

☐ I can ski short turns with upper/lower body separation

☐ I can make turns using parallel turns and pressure control

☐ I can ski Railroad tracks on gentle green terrain

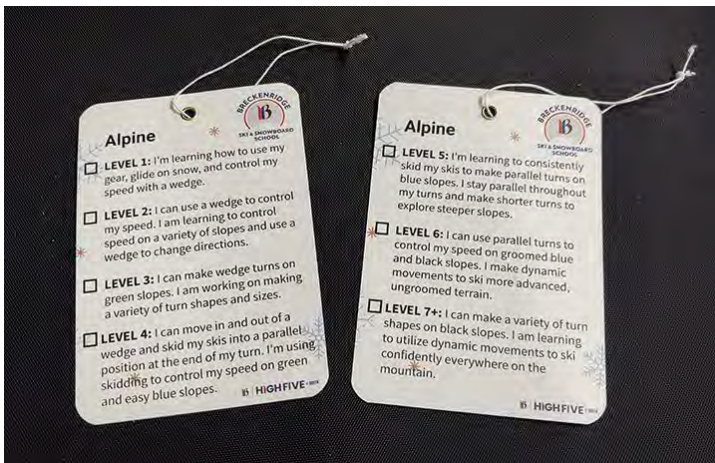
☐ I can start turns on parallel on blue runs

☐ I can make parallel turns on all blue runs

☐ I can make quick and smooth stops, flat turns/ short turns



Crested Butte
Progress Reports



Breckenridge
Hang Tags

Crested Butte Ski Book



2-part Carbonless form

FUN PEOPLE CLONES

People Clone

Looking for something fun, goofy, crazy - send Kinderlift a photo and have it designed into a full-size image of the person

- Send a photo or picture, we'll determine if the image can be cut out and resized to be a clone, can be customized
- Size will be roughly 4, 5 or 6 feet tall by 2 feet wide
- Once approved, the People Clone is printed on heavy weight fabric
- Finished fabric print-out can be:
 - Displayed on the wall
 - Mounted to foam core or cardboard
 - Final piece - Stand-up People Clone



Finished People Clones with matching Gold Borders

FUN PEOPLE CLONES

People Clone

Looking for something fun, goofy, crazy - send Kinderlift a photo and have it designed into a full-size image of the person

- Send a photo or picture, we'll determine if the image can be cut out and resized to be a clone
- Size will be roughly 4, 5 or 6 feet tall by 2 feet wide
- Once approved, the Photo Clone is printed on heavy weight fabric
- Finished fabric print-out can be:
 - Displayed on the wall
 - Mounted to foam core or cardboard
 - Final piece - Stand-up Photo Clone



Original Photo
submitted



Finished People Clone



Cardboard Back

FUN EVENT BANNERS

Kinderlift can create a banner for any event or special occasion whether it is a school function, family gathering or celebrating a special birthday, we can design and print it.




FUN BEACH/HOT TUB TOWELS

Beach/Hot Tub
Towel

The Beach/Hot Tub Towel is 30" x 60" long and can be dye sublimated with any design of choice on one side of the towel. The design side is made of poly while the reverse side consists of soft cotton terry fabric.

Need a fun item to sell or use as promo item.....these beach and hot tub towels could be your answer.



FUN SPORT/ GOLF TOWELS

Sport/Golf
Towel

The Golf towel is 17" x 26" and can be dye sublimated with any design of choice on one side of the towel. The design side is made of poly while the reverse side consists of soft cotton terry fabric.

Need a fun item to sell or use as promo item.....these golf towels could be your answer.



FUN SPORT/ GOLF TOWELS

Sport/Golf
Towel

Examples:



Estes Park Golf

TPC Colorado



FUN KOOZI WRAPS

Koozi Wrap

Are you looking for something fun for promotional giveaways or to sell to customers?? The Kinderlift Kustom Koozi Wraps are a great way to get the message out there. The Koozi Wrap is made of Neoprene fabric with a Velcro to close around a can or bottle, displaying the message or design as well as keeping the beverage cool.

Koozi Wrap spec:

Sizes: 5" tall x 9" long



FUN MUSIC MASKS

Music Mask

The Pandemic result: create a face mask for musical instruments. The restrictions developed because of COVID brought about having a mask on a student's musical instrument. There are different sizes to fit all brass instruments. Custom dye sub spandex allows for some fun and creative design options. The mask is also reversible.



FUN PENNANTS

Need something fun to use as an award for kids in your ski school class? How about custom felt pennants....maybe you remember these when you were young and your folks took you to a Chicago Cubs game, or the state fair, or the beach and they bought you a pennant to hang on your bedroom wall.

- 12" x 30"
- Any design, logo, lettering you may want to put on them.

Examples:



HELP UKRAINE T-SHIRTS

DO SOMETHING
GEAR

Ski Ukraine Short Sleeve T-shirts.....\$25 per shirt

Did you know there are over 50 ski areas in Ukraine? Support Ukraine. Help the Ukrainians save their lives and their country. **\$10 from each sale goes to the Ukraine Red Cross.**

Check out **DoSomethingGear.com** to order a shirt.

Contact Randy Burklund, Owner & Head Mogul of Kinderlift, at 303.898.2242 or randy@kinderlift.com.

I started this t-shirt program because I had to do something!
Randy



front



back

Shirts available in grey or white

HELP UKRAINE T-SHIRTS

Ski Ukraine Long Sleeve T-shirts.....\$30 per shirt

Did you know there are over 50 ski areas in Ukraine? Support Ukraine. Help the Ukrainians save their lives and their country. **\$10 from each sale goes to the Ukraine Red Cross.**

Check out **DoSomethingGear.com** to order a shirt.

Contact Randy Burklund, Owner & Head Mogul of Kinderlift, at 303.898.2242 or randy@kinderlift.com.

I started this t-shirt program because I had to do something!

Randy

Long Sleeve Ski Ukraine Shirts.....for skiing this Winter



front



back

Shirts available in grey or white

HELP YARD SIGNS

Do you need something to put in your yard to show support for Ukraine? A simple yard sign sleeve will convey it. It's a fabric sign or sleeve that slips over those old plastic garage sale, open house, political signs you probably have in the garage or basement. Most of those signs are around 24" x 18"...this fits.

Get a **Support Ukraine** sign and put it in the front yard.


For every sign sold, the profit goes to the Ukraine Red Cross = \$5 from each sign.

Check out [DoSomethingGear.com](https://dosomethinggear.com)



IF YOU CAN THINK IT, WE CAN MAKE IT....

Don't see what you're looking for?
Give me a call or drop me an email.



CATALOG 2025-2026



KinderliftTM of Colorado

Get a grip...on your kids

RANDY BURKLUND – OWNER & HEAD MOGUL
P 303 898 2242 | RANDY@KINDERLIFT.COM | KINDERLIFT.COM